

# Rowntree Park

## When is it open?

Rowntree Park opens at 8am every day and closes at dusk. The park is closed on Christmas Day and may be closed on occasion in the interests of public safety.



1

## Background to the site

Rowntree Park is York's first municipal park. Rowntree and Co created Rowntree Park with the purchase of 17 acres of land for £1,700 in 1919. The park was officially opened in July 1921 which is a date that is celebrated every year with the Rowntree Park Birthday Party.



2

## What facilities are there?

Rowntree Park offers many facilities to the park visitor. There is a woodland walk, a tree trail, a lake, two children's play areas, bowling greens, tennis courts, an urban skate park, a basketball court, an outdoor table tennis facility and a café with indoor and outdoor terrace seating. In addition there is a large recreation field, picnic benches and lawns, a permanent orienteering course, sculpture trail, public events space, public toilets and a public pay and display car park. The park also borders the beautiful River Ouse and the spectacular Millennium Bridge.

## What about disabled access?

Most paths in the park are hard surfaced and disabled toilet facilities are available by using a RADAR key. A ramp provides access to the café and disabled parking spaces are available in the car park.

## What can I do there?

Rowntree Park offers a perfect day out for everyone. The park provides peaceful, tranquil woodland walks, ample space for outdoor games and excellent sport facilities such as basketball, tennis, bowls, table tennis, skateboarding and BMX biking. At peak times there may be a charge and booking system in place for the tennis courts and bowling greens. See the on-site attendant or call City of York Council on 01904 553440 for the latest prices and to book your place.

There is a large lake, which provides the opportunity for model boating, and plenty of quiet spots for a picnic. There is also a permanent tree trail and orienteering course suitable for all the family.

The Parks and Open Spaces Service run an annual programme of walks and events in the park and there are opportunities

to participate in voluntary practical activities. (See 'Where can I find out more?').

For children, there is an annual programme of activities run by the Rangers and every year in July there is a large public summer event to celebrate the park's birthday party.



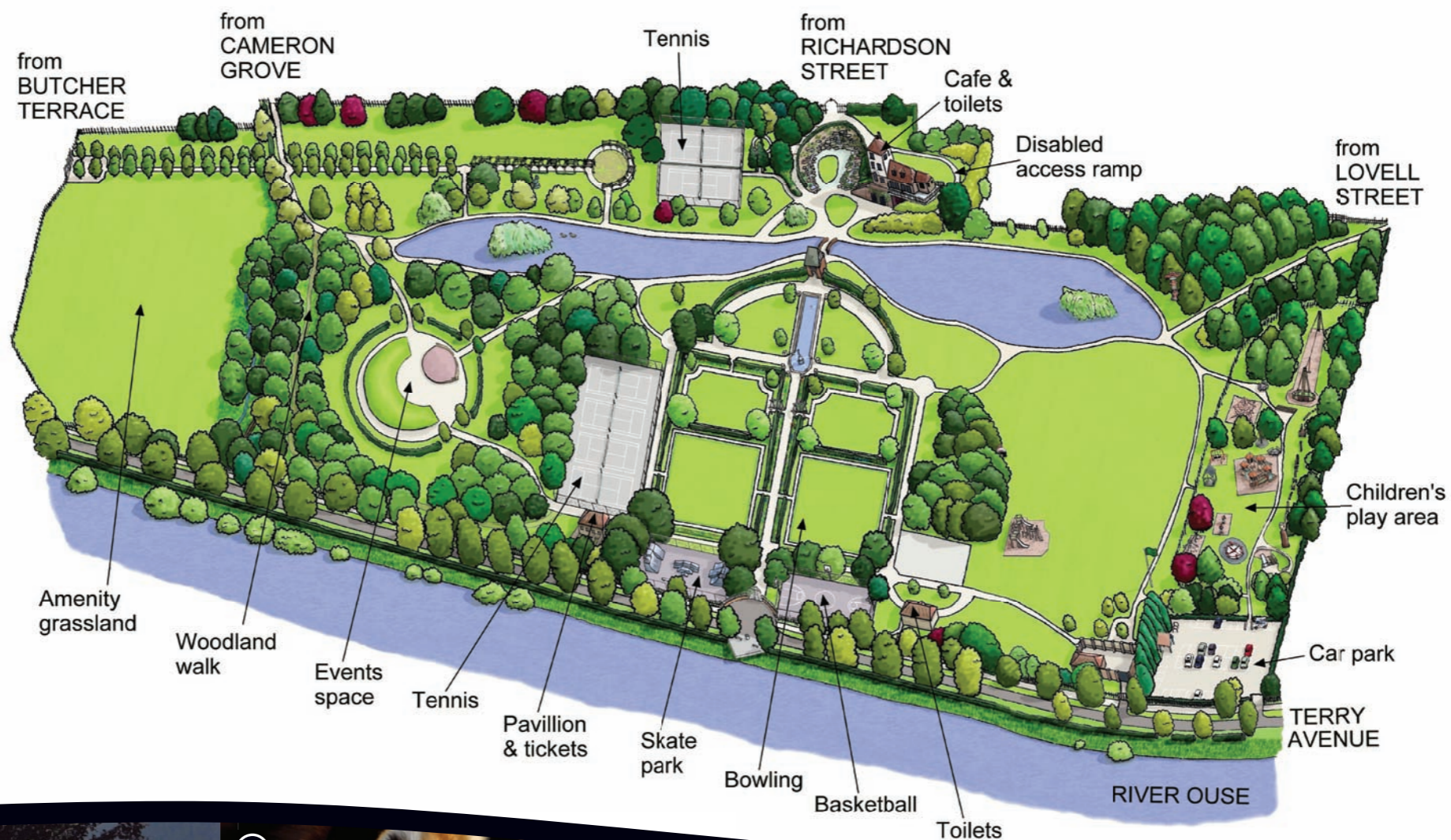
3

# Rowntree Park

Rowntree Park is situated less than a mile from York City Centre. The park is approximately 10 hectares in size (25 acres) and is managed by the City of York Council. The park provides a fantastic riverside amenity with many facilities.


## Park Management

Rowntree Park is a Green Flag Award winning park. This is a national benchmark of excellence for green spaces. A management plan is in place for the park which details aspirations for the site whilst highlighting the need to be sympathetic to its original landscape features. The Parks and Open Spaces Service work closely with The Friends of Rowntree Park in the management of the park and in making decisions about the future of the park.



## Sights to delight

- 1: The Rowntree Park opening in 1921
- 2: A busy play area
- 3: Hapy birthday Rowntree Park!
- 4: The raising of the green flag award
- 5: Nocturnal visitors include a pair of foxes
- 6: Squirrels are prevalent in the park
- 7: Greylag Geese and Greater Spotted Woodpecker are regular visitors
- 8: Ornamental gates at the Butcher Terrace entrance to the park
- 9: Just one of the park's many sculptures
- 10: Rose beds leading to the pergola
- 11: The park attracts many wildlife species
- 12: The dove cote war memorial



## The animals of the park


The lake supports a typical range of invertebrates, fish and wildfowl such as Moorhen, Coot, Mallard, Pochard, and Canada and Greylag Geese. The park itself provides a habitat for a wide variety of bird species

such as Great Spotted Woodpecker, various tits and owls and mammals such as squirrels, wood mice and field voles. The park also provides home for a pair of resident foxes and at night, the park is alive with bat activity.

## The plants of Rowntree Park

The park supports an increasing variety of plant and tree species. Trees are a major feature of the park with a formal lime tree avenue and informal woodland planting, making up approximately 780 trees and shrubs covering

65 species. The park boasts a rose pergola and a large quantity of herbaceous borders and ornamental garden areas. The woodland area provides a more diverse, native wildlife habitat for wildflowers, grasses, insects and birds.



## Where can I find out more?

13



For general park information the Parks and Open Spaces Service can be contacted by email at [parks@york.gov.uk](mailto:parks@york.gov.uk) or by calling 01904 553392 and for information about getting involved

in the park contact the Rangers by email at [rangers@york.gov.uk](mailto:rangers@york.gov.uk) or by calling 01904 553440. If you would like more information on the Friend of Rowntree Park visit their website [www.rowntreepark.org.uk](http://www.rowntreepark.org.uk) or email them at [info@rowntreepark.org.uk](mailto:info@rowntreepark.org.uk)

## Responsible use of the site

We welcome all people to the park but please respect the site and other people by taking all litter home with you and by cleaning up after your dog. If using bicycles on site please give priority to pedestrians and on busy days please dismount and push your cycle.

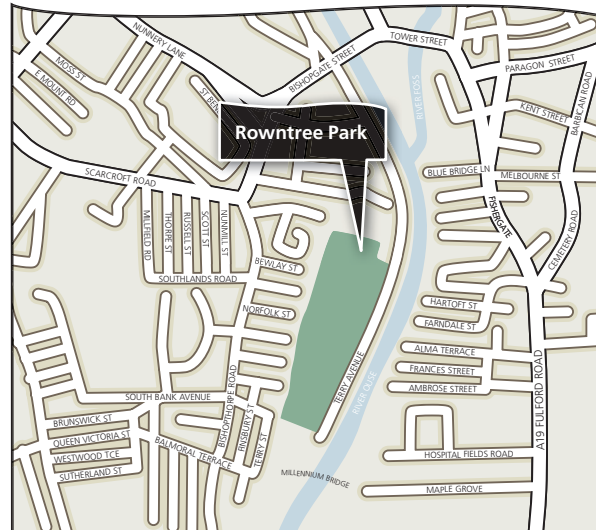
## How do I get there?

Rowntree Park is served by bus routes along Bishopthorpe Road and has good cycle links with the rest of the city. For bus details contact the First Bus Group direct.

Cycle maps are available from Council receptions and from the City of York Council web site. If driving, the small car park is off Terry Avenue. A short walk down Terry avenue will take you from the city centre to the park.

## Where is Rowntree Park?

Rowntree Park is situated on the west bank of the River Ouse less than a mile south of the city centre. The main entrances to the park are found on Richardson Street to the west, Terry Avenue (car park) to the east and Butcher Terrace to the south.



This information can be provided in your own language.

我們也用您們的語言提供這個信息 (Cantonese)

এই তথ্য আপনার নিজের ভাষায় দেয়া যেতে পারে। (Bengali)

Ta informacja może być dostarczona w twoim własnym języku. (Polish)

Bu bilgiyi kendi dilinizde almanız mümkündür. (Turkish)

یہ معلومات آپ کی اپنی زبان (ہولی) میں بھی مہیا کی جاسکتی ہیں۔ (Urdu)

☎ (01904) 551550

This leaflet is also available in large print and in black and white

All information correct at time of publication. City of York Council 2010. Printed on environmentally friendly paper. Produced for the Parks and Open Spaces Service by There Ltd, York. This leaflet cost approximately 0.2p per York resident to design, print and distribute, a total of £500. Printed by Castle Print Ltd, Richmond.

# Rowntree Park

York's premier park

