

# Guide to downloading the Skype for Business Mobile App

## Support

Please note, that although the Skype for Business mobile app is available for download, we do not provide support for it. We are aware of a number of issues with the mobile application, but do not offer ICT support on this, therefore cannot accept service desk calls for problems within the app.


For more information, please see the Microsoft Skype for Business mobile app help page

[https://support.microsoft.com/en-us/office/install-skype-for-business-on-a-mobile-device-3239c8a3-cf55-4ff0-a967-5de51911c049#OS\\_Type=Android](https://support.microsoft.com/en-us/office/install-skype-for-business-on-a-mobile-device-3239c8a3-cf55-4ff0-a967-5de51911c049#OS_Type=Android)


## Android

### How to Download and sign in

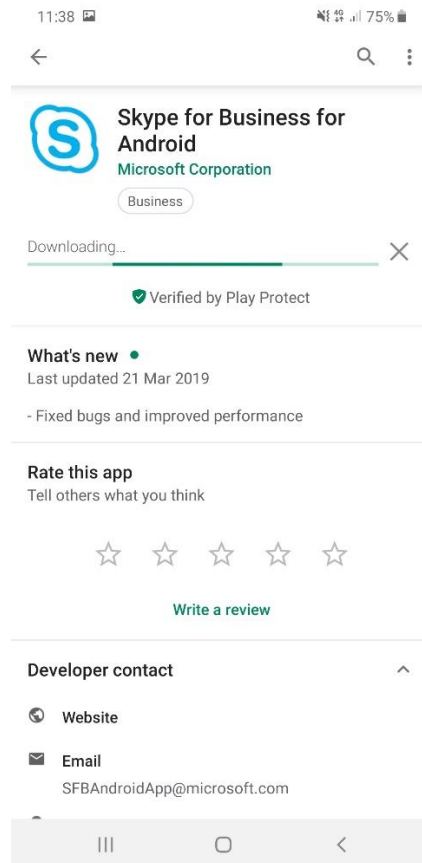
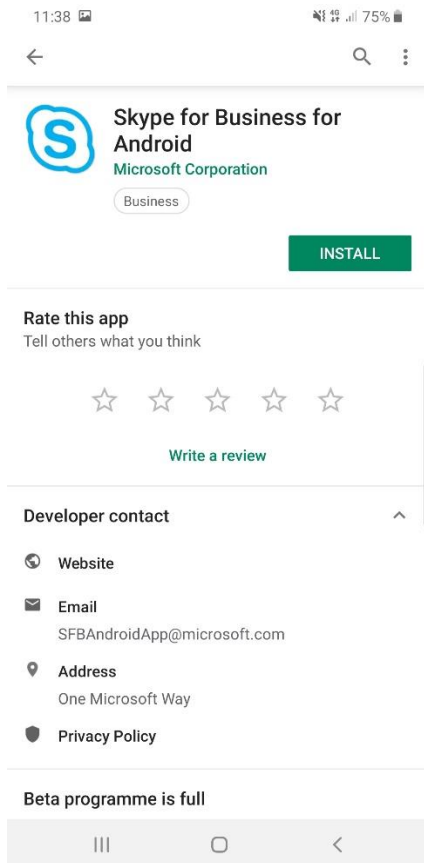
Open the “Play Store” from your apps on your phone:



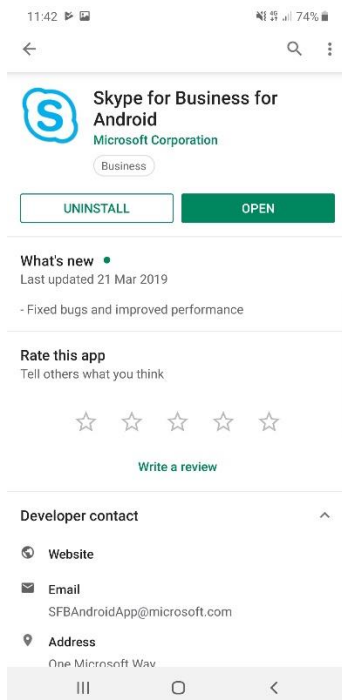
Search for “Skype for Business” in the search bar and select the “Skype for Business for Android” from the results:



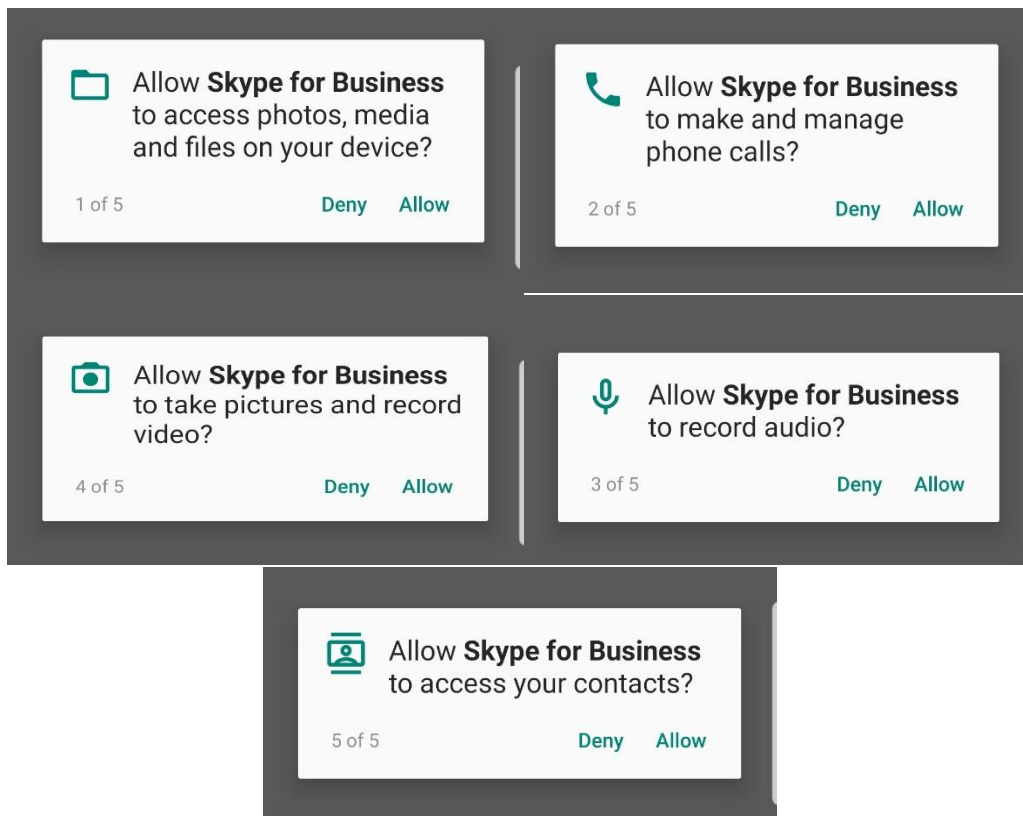
Select "Install"



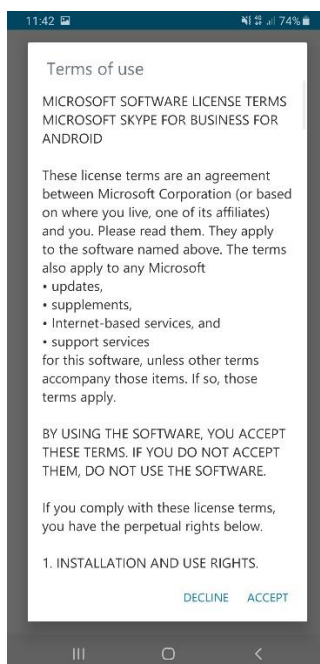
Once installed, select "Open"



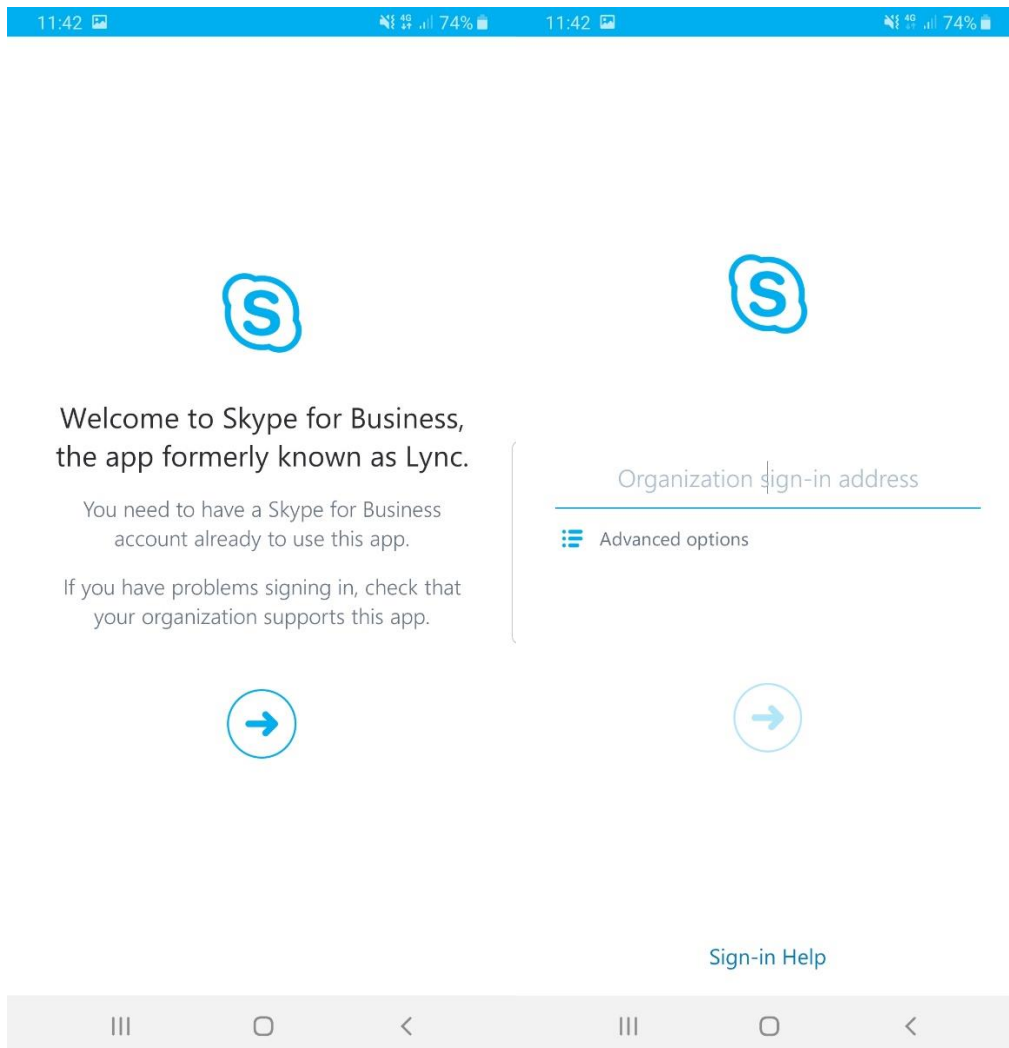
When the app first opens, you will be asked for a number of permissions. You are able to choose Deny or Allow, however selecting Deny may mean some features will not work properly.



Once you have gone through the 5 Deny/Accept options, you will be presented with “Terms of use”, which you will need to accept to use the app.



Once you have accepted and clicked next you will be taken to the log on screen, where you will be required to enter your York.gov.uk email address along with your usual log on password:



Finally, once logged in you will see your contacts list

## Signing out

To sign out, click on your profile in the top left and select Sign Out.

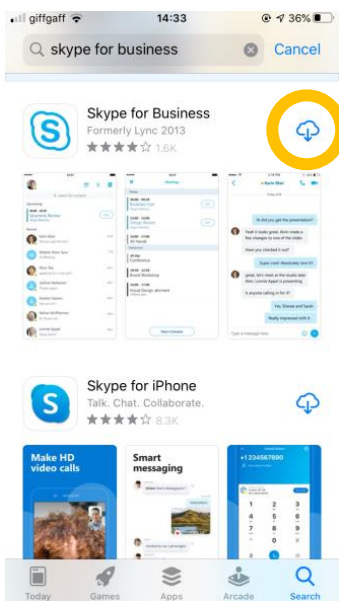
# iPhone

## Downloading the App and signing in

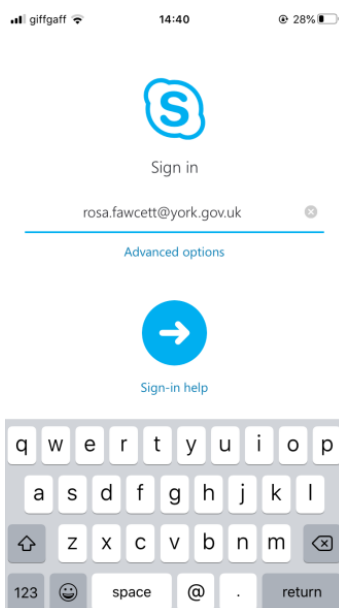
First you will need to go to the App Store on your apple device and search for Skype for Business.



Select download and install. Please ensure you have selected the correct version of Skype – Skype for Business and not “Skype”.



Once downloaded, please sign in using your email address and usual CYC password.



To sign out, click the icon at the top left, then click sign out.

