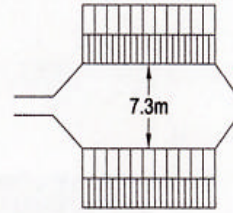
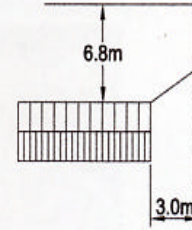


Appendix 27

Maneuvering space between walls or garages min. 7.3m - up to 9.0m desirable to allow for opening lock up doors and cars parked outside.

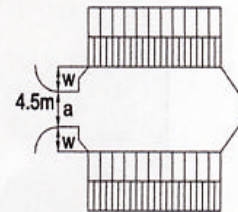


Maneuvering space between garage and opposite kerb - 6.8m



Maneuvering space at end of forecourt aisles - 3.0m

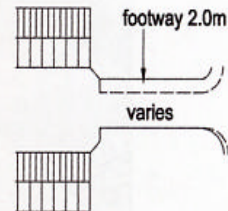
Garage forecourts need to be kept as visually unobtrusive as possible. The provision of screening by layout or by screen wings (w) may be required.



Accessway Widths to Garage Courts

Total spaces*	Widths
(a) Up to 6	2.5m
(b) 7-16	4.5m
(c) Over 16	5.0m

*Garages and hardstandings for service vehicles to Mews areas 4.5m

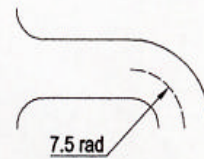


Radius

For access ways up to 16 spaces a minimum centre line radius of 7.5m

For access ways over 16 spaces radius to be designed for 10mph and forward visibility provided accordingly.

Washing area should be sited clear of the vehicular access and parking area.



9, St Leonards Place, York, YO1 2ET
Telephone: 01904 612161

Car parking - Grouped parking areas

SCALE: NTS
Designing Group
Engineers

Project

DRAWN BY: JRowtree

DATE: Oct 2002

Drawing No.

appendix27