


Academic Year (Multiple values) ▼	Headcount or FTE <input checked="" type="radio"/> Headcount <input type="radio"/> FTE	Population <input type="radio"/> Students <input checked="" type="radio"/> New Entrants only
--------------------------------------	---	--

Faculty (All) ▼	Level of Study (Multiple values) ▼	Mode of Study (Multiple values) ▼	Split by Department ▼
--------------------	---------------------------------------	--------------------------------------	--------------------------

Student Headcount by Department

	2017/8	2018/9	2019/0	2020/1	2021/2
Academic Support Office	70	90	90		
Archaeology	230	230	240	270	325
Arts and Humanities Collaborativ..	30	15	25	25	25
Biochemistry	55	55	55	55	55
Biology	235	260	260	265	245
Biomedical Sciences	70	65	60	90	110
Centre for Applied Human Rights	45				
Centre for Lifelong Learning	75	100	120	110	75
Centre for Medieval Studies	20	30	25	30	25
Centre for Women's Studies	20	30	55	50	40
Chemistry	250	250	265	295	320
Computer Science	365	355	320	380	395
Economics and Related Studies	465	470	485	470	570
Education	365	355	370	385	630
Electronic Engineering	250	270	310	325	465
English and Related Literature	320	325	340	380	405
Environment and Geography	255	235	255	225	270
Health Sciences	450	435	385	435	445
History	315	315	315	320	355
History of Art	105	100	95	110	115
Hull York Medical School	140	150	210	240	240
International Pathway College	160	165	190	75	75
Language and Linguistic Science	180	185	180	170	185
Mathematics	320	330	335	265	330
Music	185	205	235	255	290
Natural Sciences	50	35	50	45	45
PGCE	110	140	105	155	110

Student Headcount by Department



Academic Year: (Multiple values) ▼

Headcount or FTE: Headcount FTE

Population: Students New Entrants only

Faculty: (All) ▼

Level of Study: (Multiple values) ▼


Mode of Study: (Multiple values) ▼

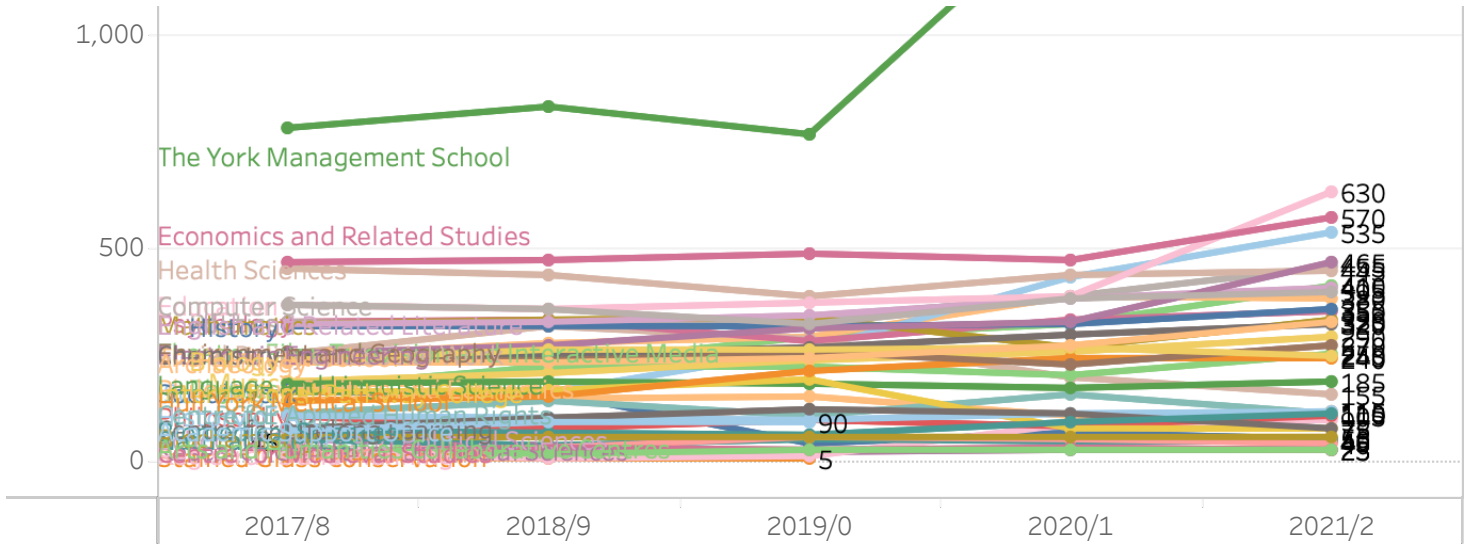
Split by: Department ▼

Student Headcount by Department

	2017/8	2018/9	2019/0	2020/1	2021/2
Environment and Geography	255	235	255	225	270
Health Sciences	450	435	385	435	445
History	315	315	315	320	355
History of Art	105	100	95	110	115
Hull York Medical School	140	150	210	240	240
International Pathway College	160	165	190	75	75
Language and Linguistic Science	180	185	180	170	185
Mathematics	320	330	335	265	330
Music	185	205	235	255	290
Natural Sciences	50	35	50	45	45
PGCE	110	140	105	155	110
Philosophy	105	75	95	80	105
Philosophy, Politics and Economi..	170	145	150	105	115
Physics	170	220	220	200	250
Politics	325	315	335	385	455
Psychology	325	330	280	330	350
Registrar's and Planning	15	5	10	85	95
Research Centre for the Social	25	15	20	25	25
School of Social and Political	50	60	55	45	45
Social Policy and Social Work	250	315	285	195	155
Social Work	160	160	40	65	50
Sociology	160	160	260	430	535
Stained Glass Conservation	10	5	5		
The York Law School	245	275	290	385	380
The York Management School	780	830	765	1,320	1,665
Theatre, Film, Television and	255	225	290	320	410
Inte..					
Grand Total	8,165	8,315	8,490	9,395	10,775

Student Headcount by Department





Selected Characteristic (click to highlight)

- Academic Supp...
- Archaeology
- Arts and Huma...
- Biochemistry
- Biology
- Biome